

BACK COUNTER MODULES



MAIN CHARACTERISTICS

MG&MD REAR BAR MODULES ARE NEUTRAL ELEMENTS MADE ENTIRELY IN AISI 304 SCOTCH-BRITE. THEY CONSIST OF A 40 MM -THICK WORK SURFACE WITH A H=180 MM TRIM (OR OTHER HEIGHTS ON REQUEST) SIDES, BACK AND BLIND BOTTOM, WITH H=150/200 MM ADJUSTABLE FEET, AS STANDARD. WITH OPEN COMPARTMENTS WITH VERTICAL PARTITIONS, BUT MAY BE PERSONALIZED WITH HINGED DOORS, SLIDING DOORS, HOPPERS OR CHEST OF DRAWERS ACCORDING TO THE CUSTOMER NEED .

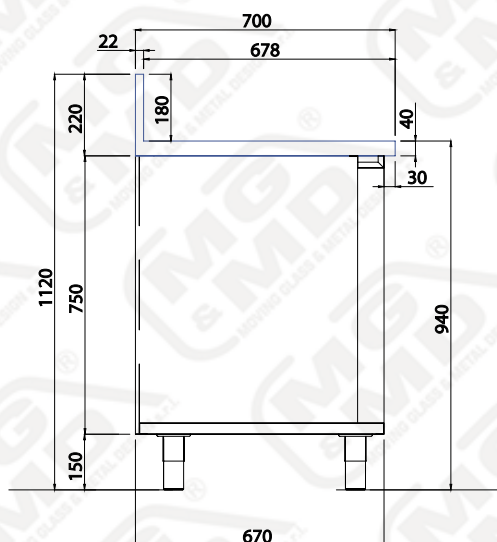
OPTIONALS

- STAINLESS STEEL KNOCKER DOOR
- STAINLESS STEEL SLIDING DOORS
- HOPPER FOR WASTE MATERIALS
- NEUTRAL DRAWER IN STAINLESS STEEL
- NEUTRAL DRAWER IN STAINLESS STEEL WITH KEY
- NEUTRAL DRAWER IN STAINLESS STEEL WITH KEY AND MONEY-HOLDER
- NEUTRAL DREG DRAWER IN STAINLESS STEEL
- DREG HOPPER FOR CAFÉ
- DREG HOPPER FOR CAFÉ WITH CONTAINER
- HOLE ON THE TOP + STAINLESS STEEL RING
- RECESSED SINK IN STAINLESS STEEL
- WELDED SINK IN STAINLESS STEEL
- LONG LEVER TAP
- RECESSED BOTTLE-HOLDER IN STAINLESS STEEL
- WELDED DROP GATHERER WITH SPRAYER FOR GLASSES
- HOLE ON THE BOTTOM FOR PIPES OUTPUT
- SPLASHBACK TRIM
- SHELF IN STAINLESS STEEL

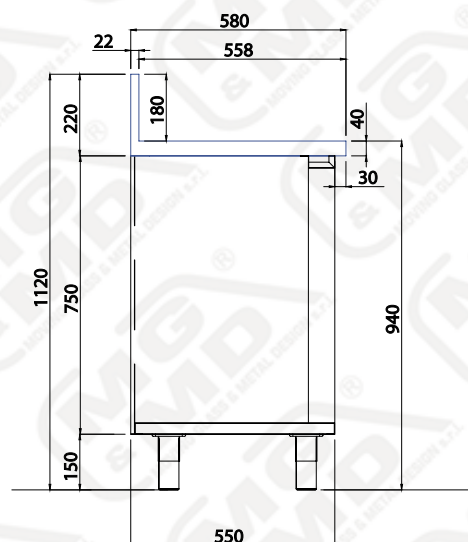
BACK COUNTER MODULES

SECTIONS

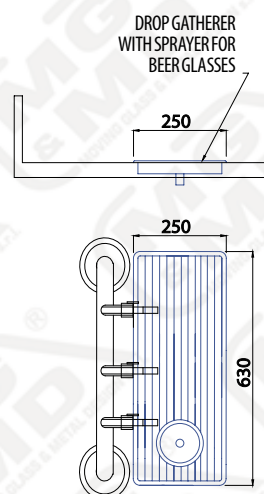
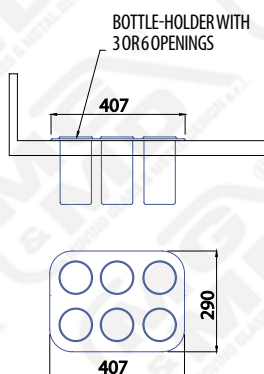
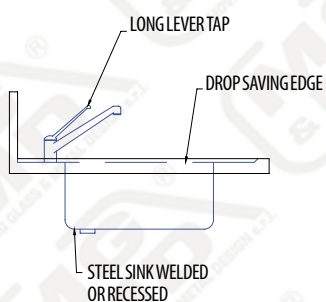
A



B



OPTIONALS FOR STEEL WORK SURFACE



STANDARD HEIGHT: 750 mm

STANDARD DEPTHS: 550 mm / 670 mm

STANDARD LENGTHS: 1000 mm / 1250 mm / 1500 mm / 2000 mm / 2500 mm